

# Ukulele 102



Presented by

Jim Webster

Nashua River Instruments

Clinton, Massachusetts

<http://www.nashuariverinstruments.com>

## Ukulele 102 Outline

Review – C, F, G, Am  
Strumming – 2 & 4  
DDU UDU

“Stand By Me”

### 12-Bar Blues Chord Progression

In Key of C  
Songs -- “I Asked for Water” through “Long Tall Sally”

Variations  
Songs – “Chains”, “Boogie Woogie Bugle Boy”

### Transposing Keys

Why Change Keys?

D Chord

A Chord

“Hound Dog” and “Long Tall Sally” (Bring extra copies and pencils)

In G

In D

Chop Rhythm

### Movable Chords

G form

D (which is also C) form

Demo using G and D forms

Barre A

Barre F

Demo using A and F forms

### 8-Bar Blues Blues Chord Progression

It Hurts Me Too

Sitting On Top of the World

### Minor Key

Dm Chord

“Shady Grove”

## Stand by Me



When the night has | come and the |



land is | dark and the |



moon is the | only light we'll | see | No, I |



won't be | afraid. No I |



won't be | afraid just as |



long as you | stand, stand by | me | |

### Chorus:



So, darling, darling | Stand by | me .. Oh, |



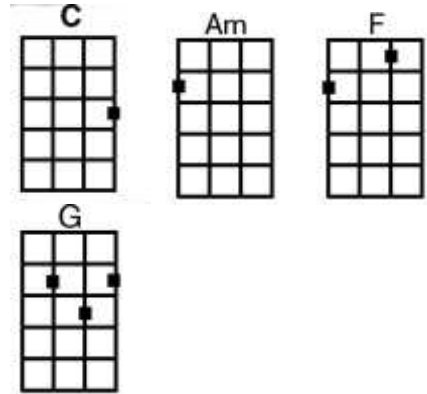
Stand by | me .. Oh, |



Stand, | stand, stand by | me. | |

**C**  
If the sky that we | look upon should  
**Am**  
tumble and | fall, or the  
**F** **G** **C**  
mountain should | crumble in the | sea | I won't |  
**C**  
cry. | No I |  
**Am**  
won't shed a | tear just as  
**F** **G** **C**  
long as you | stand, stand by | me.

Chords used:



Time:  
4/4

By adding an Am chord you can now play classic Doo Wop era songs of the 50s and 60s. For example you can also use this chord progression for:

"You Cheated You Lied"  
"In the Still of the Night"  
"A Thousand Stars in the Sky"  
"Devil or Angel"  
"Bristol Stomp"

## 12-Bar Blues Chord Progression

### Generic

I	I	I	I
IV	IV	I	I
V	IV	I	V

### Key of C

C	C	C	C7
F	F	C	C
G7	F	C	G7

### Key of D

D	D	D	D7
G	G	D	D
A7	G	D	A7

### Key of E

E	E	E	E7
A	A	E	E
B7	A	E	B7

### Key of G

G	G	G	G7
C	C	G	G
D7	C	G	D7

### Key of A

A	A	A	A7
D	D	A	A
E7	D	A	E7

## 12-Bar Blues

### I Asked for Water

- Howlin' Wolf -

<p style="text-align: center;"><b>C</b> /</p> <p>I asked her for water, and she</p> <p style="text-align: center;">/ / <b>C7</b></p> <p>brought me gasoline.</p> <p style="text-align: center;">/ <b>F</b> /</p> <p>I asked her for water, and she</p> <p style="text-align: center;"><b>F7</b> / <b>C</b> /</p> <p>brought me gasoline.</p> <p style="text-align: center;">/ <b>G</b> /</p> <p>She's the meanest woman,</p> <p style="text-align: center;"><b>F</b> / <b>C</b> / <b>G7</b> /</p> <p>that I've ever seen.</p>	<p style="text-align: center;"><b>C</b> /</p> <p>Church bell tolling, the</p> <p style="text-align: center;">/ / <b>C7</b></p> <p>hearse come driving slow.</p> <p style="text-align: center;">/ <b>F</b> /</p> <p>Church bell tolling, the</p> <p style="text-align: center;"><b>F7</b> / <b>C</b> /</p> <p>hearse come driving slow.</p> <p style="text-align: center;">/ <b>G</b> /</p> <p>I hope my baby,</p> <p style="text-align: center;"><b>F</b> / <b>C</b> / <b>G7</b> /</p> <p>don't leave me no more.</p>
---	---

### Write Me A Few Lines

- Mississippi Fred McDowell (covered by Bonnie Raitt)

<p>When you get home, baby</p> <p>Please write me a few of your lines</p> <p>When you get home, baby</p> <p>Write me a few of your lines</p> <p>That would be a consolation</p> <p>To my worried mind</p>	<p>I left my baby standing</p> <p>in her back door cryin'</p> <p>I left my baby standing</p> <p>in her back door cryin'</p> <p>I never felt so sorry,</p> <p>'till she said, 'Good-bye'</p>
---	---

### Baby What You Want Me to Do

- Jimmy Reed

<p>You got me runnin', you got me hidin'</p> <p>You got me run hide hide run</p> <p>Any way you wanna ...</p> <p><b>Let it roll, Yeah yeah yeah</b></p> <p><b>You got me doin' what you want me</b></p> <p><b>Baby what you want me to do.</b></p>	<p>We're goin' up, we're goin' down</p> <p>We're goin' up, down down up</p> <p>Any way you wanna ...</p> <p>You got me peepin' you got me hidin'</p> <p>You got me peep hide hide peep</p> <p>Any way you wanna let it roll...</p>
--	--

These, and many other familiar rock songs follow a standard 12-bar blues chord progression.

### Hound Dog

- Ella Mae ("Big Momma") Thornton  
(covered by Elvis Presley)

**C**  
You aint nothin' but a hound dog  
cryin' all the time

**F**  
You aint nothin' but a hound dog  
cryin' all the time

**G**  
Well you never caught a rabbit  
**F** **C** **G7**  
And you aint no friend of mine

**C**  
Well they said you was high-class  
But that was just a lie

**F**  
Yeah they said you was high-class  
**C**  
But that was just a lie

**G**  
Well you never caught a rabbit  
**F** **C** **G7**  
and you ain't no friend of mine

### Long Tall Sally

- Little Richard

**C**  
I'm gonna tell Aunt Mary about  
Uncle John

He claims he has the misery but  
he has a lot of fun

**F** **C**  
Oh baby, yeah baby

**G**  
Oh baby

**F** **C** **G7**  
We'll have some fun tonight

**C**  
Well, long tall Sally, she's  
built for speed

She's got everything that Uncle  
John needs

**F** **C**  
Oh baby, yeah baby

**G**  
Oh baby

**F** **C** **G7**  
We'll have some fun tonight

**C**  
We're gonna have some fun tonight

We're gonna have some fun tonight  
**F**  
Have some fun tonight  
**C**  
Have some fun tonight  
**G**  
Have some fun,  
**F** **C** **G7**  
have some fun tonight

This is a 12-bar blues progression but it also includes a bridge to add variety. Most rock and folk songs that have bridges lead off the bridge with a IV chord. Since we're in the key of C, our I chord is C, our IV chord is F, and our V chord is G.

## Chains

Carole King (covered by The Beatles)

**C**  
Chains, my baby's got me locked  
up in chains.

And they ain't the kind  
that you can see

These chains of love  
Got a hold on me

Chains, I can't break away from  
these chains.  
Can't run around  
'cause I'm not free

These chains of love  
Won't let me be

### BRIDGE #1

I want to tell you pretty baby  
I think you're fine  
I'd like to love you darling but  
I'm imprisoned by these...

**C**  
Chains, my baby's got me locked  
up in chains.

And they ain't the kind  
that you can see

These chains of love  
Got a hold on me

### BRIDGE #2

Please believe me when I tell you  
Your lips are sweet

I'd like kiss them but I can't  
Break away from all these...

Chains, I can't break away from  
these chains.  
Can't run around  
'cause I'm not free

These chains of love  
Won't let me be

This swing song from the 1940s also follows that familiar 12-bar blues chord progression, except for the last two bars, which alternate between C and A-minor on every beat, rather than staying on just C.

## Boogie Woogie Bugle Boy

- Andrews Sisters

**C**

He was a famous trumpet man from out Chicago way  
He had a boogie style that no one else could play

**F**

He was the top man at his craft

**C**

But then his number came up and he was gone with the draft

**G**

He's in the army now, he's blowing reveille

**F**

**C**

**Am**

**C**

**Am**

**C**

**Am**

**C**

He's the boogie woogie bugle boy of Company B

**C**

They made him blow a bugle for his Uncle Sam  
It really brought him down because he could not jam

**F**

The captain seemed to understand

**C**

Because the next day the cap' went out and drafted a band

**G**

Now the company jumps when he plays reveille

**F**

**C**

**Am**

**C**

**Am**

**C**

**Am**

**C**

He's the boogie woogie bugle boy of Company B

**C**

A-toot, A-toot, A-toot diddelyada toot  
He blows it eight-to-the bar, in boogie rhythm.

**F**

He can't blow a note unless the bass and guitar

**C**

Are playing with him

**G**

He makes the company jump when he plays reveille

**F**

**C**

**Am**

**C**

**Am**

**C**

**Am**

**C**

He's the boogie woogie bugle boy of Company B



## Transposing Keys

A   A#   B   C   C#   D   D#   E   F   F#   G   G#  
 Bb                      Db                      Eb                      Gb                      Ab

### Key Chord Chart

Major Key	I	II	III	IV	V	VI	VII
A	A	Bm	C#m	D	E	F#m	G#dim
B	B	C#m	D#m	E	F#	G#m	A#dim
C	C	Dm	Em	F	G	Am	Bdim
D	D	Em	F#m	G	A	Bm	C#dim
E	E	F#m	G#m	A	B	C#m	D#dim
F	F	Gm	Am	Bb	C	Dm	Edim
G	G	Am	Bm	C	D	Em	F#dim
Minor Key	I	II	III	IV	V	VI	VII
Am	Am	Bdim	C	Dm	Em	F	G
Bm	Bm	C#dim	D	Em	F#m	G	A
Cm	Cm	Ddim	Eb	Fm	Gm	Ab	Bb
Dm	Dm	Edim	F	Gm	Am	Bb	C
Em	Em	F#dim	G	Am	Bm	C	D
Fm	Fm	Gdim	Ab	Bbm	Cm	Db	Eb
Gm	Gm	Adim	Bb	Cm	Dm	Eb	F

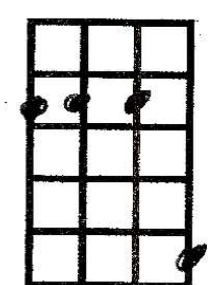
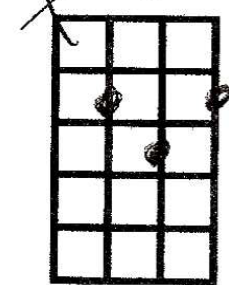
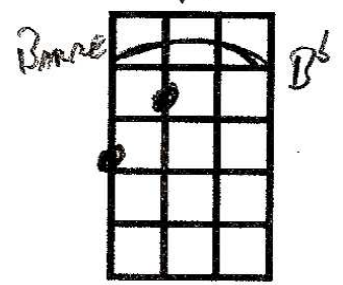
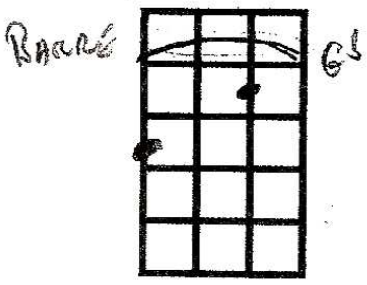
# MOVABLE CHORD SHAPES AND FRETBOARD POSITIONS

F

A

X G

D



1				G <sup>b</sup>
2				G
3				A <sup>#</sup>
4				A
5	●			B <sup>b</sup>
6				B
7	●			C
8				D <sup>b</sup>
9				D
10	●			E <sup>b</sup>
11				E
12	●			F
			R	

1				B <sup>b</sup>
2				B
3				C
4				D <sup>b</sup>
5				D
6				E <sup>#</sup>
7				E
8				F
9				G <sup>b</sup>
10				G
11				A <sup>#</sup>
12				A
			R	

1				G <sup>b</sup>
2				G
3				A <sup>b</sup>
4				A
5				B <sup>b</sup>
6				B
7				C
8				D <sup>b</sup>
9				D
10				E <sup>b</sup>
11				E
12				F
			R	

1				D <sup>b</sup>
2				D
3				E <sup>b</sup>
4				E
5				F
6				G <sup>#</sup>
7				G
8				A <sup>#</sup>
9				A
10				B <sup>b</sup>
11				B
12				C
			R	

## 8-Bar Blues

This is an 8-bar blues chord progression. You'll find more variations in 8-bar blues chord changes than in most 12-bar blues. But the two songs below use the most common 8-bar progression. "Sitting on Top of the World" is typically done in a faster tempo than "It Hurts me Too," and is often played by bluegrass bands. There's a slight difference in the last two bars of these two songs. You can stay on G and skip the final F chord in "It Hurts Me Too." If you use the F, it takes only 2 beats before changing to C. But you need the final F in "Sitting on Top of the World" and it takes a full 4 beats.

There are many 8-bar blues, many different interpretations of which you can find on YouTube. Take a look at these songs done by different musicians: "Key to the Highway" (Sonny Terry and Brownie McGhee, Keith Richards) "Trouble in Mind" (Lightnin' Hopkins, Jerry Lee Lewis, Nina Simone), "How Long Blues" (Leroy Carr, Eric Clapton), and "Stagolee (Mississippi John Hurt, Lloyd Price).

### It Hurts Me Too

- **Elmore James**  
(covered by **Eric Clapton**)

**C**

You said you were hurting

**C7**

Almost lost your mind.

**F**

The man you love

**F7**

Treats you so unkind

**C**

When things go wrong

**G**

Wrong with you,

**F**      **C**      /      **G7**

it hurts me too.

You love him more  
When you should love him less  
I pick up behind him  
And take his mess ...

He loves another woman  
And I love you  
But you love him  
And stick to him like glue...

Now you better leave him  
He better put you down  
I won't stand to see you  
Pushed around ...

### Sitting on Top of the World

-The Mississippi Shieks, Doc  
Watson and many others

**C**

Was in the spring

**C7**

One sunny day

**F**

My sweetheart left me

**F7**

She's gone to stay

**C**

And now she's gone

**G**

And I don't worry

**F**

I'm sitting

**C**      /      **G7**

On top of the world

She called me up  
From El Paso  
She said Come back, daddy  
I need you so ...

If you don't like my peaches  
Don't you shake my tree  
Get out of my orchard  
Let my peaches be

Don't you come running  
Holding out your hand  
I'm gonna get me a woman  
Like you got your man ...

# 8-BAR BLUES - MINOR KEY (Dm)

## SHADY GROVE *Misc. Traditional*

Dm C  
Peaches in the summertime,

Dm C Dm  
Apples in the fall,

C  
If I can't get the girl I love,

Am Dm  
Won't have none at all.

Chorus:

Dm C  
Shady grove, my true love,

Dm C Dm  
Shady grove, I know,

C  
Shady grove, my true love,

Am Dm  
I'm bound for the shady grove.

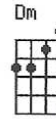
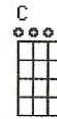
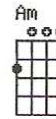
Once I was a little boy,  
Playin' in the sand,  
Now I am a great big boy,  
I think myself a man,

Chorus

When I was a little boy,  
I wanted a whittlin' knife;  
Now I am a great big boy  
And I want a little wife.

Chorus

Wish I had a banjo string,  
Made of golden twine,  
And every tune I'd pick on it  
Is "I wish that girl were mine."



# Ukulele Chords...

Ukulele Chord Chart - Standard G C E A Tuning:

<b>C</b> 	<b>C7</b> 	<b>Cm</b> 	<b>Cm7</b> 	<b>Cdim</b> 	<b>Caug</b> 	<b>C6 /</b> 	<b>Cmaj7</b> 	<b>C9</b> 
<b>Db</b> 	<b>Db7</b> 	<b>Dbm</b> 	<b>Dbm7</b> 	<b>Dbdim</b> 	<b>Dbaug</b> 	<b>Db6</b> 	<b>Dbmaj7</b> 	<b>Db9</b> 
<b>D</b> 	<b>D7</b> 	<b>Dm</b> 	<b>Dm7</b> 	<b>Ddim</b> 	<b>Daug</b> 	<b>D6</b> 	<b>Dmaj7</b> 	<b>D9</b> 
<b>Eb</b> 	<b>Eb7</b> 	<b>Ebm</b> 	<b>Ebm7</b> 	<b>Ebdim</b> 	<b>Ebaug</b> 	<b>Eb6</b> 	<b>Ebmaj7</b> 	<b>Eb9</b> 
<b>E</b> 	<b>E7</b> 	<b>Em</b> 	<b>Em7</b> 	<b>Edim</b> 	<b>Eaug</b> 	<b>E6</b> 	<b>E:maj7</b> 	<b>E9</b> 
<b>F</b> 	<b>F7</b> 	<b>Fm</b> 	<b>Fm7</b> 	<b>Fdim</b> 	<b>Faug</b> 	<b>F6</b> 	<b>F:maj7</b> 	<b>F9</b> 

<b>Gb</b> 	<b>Gb7</b> 	<b>Gbm</b> 	<b>Gbm7</b> 	<b>Gbdim</b> 	<b>Gbaug</b> 	<b>Gb6</b> 	<b>Gbmaj7</b> 	<b>Gb9</b> 
<b>G</b> 	<b>G7</b> 	<b>Gm</b> 	<b>Gm7</b> 	<b>Gdim</b> 	<b>Gaug</b> 	<b>G6</b> 	<b>Gmaj7</b> 	<b>G9</b> 
<b>Ab</b> 	<b>Ab7</b> 	<b>Abm</b> 	<b>Abm7</b> 	<b>Abdim</b> 	<b>Abaug</b> 	<b>Ab6</b> 	<b>Abmaj7</b> 	<b>Ab9</b> 
<b>A</b> 	<b>A7</b> 	<b>Am</b> 	<b>Am7</b> 	<b>Adim</b> 	<b>Aaug</b> 	<b>A6</b> 	<b>Amaj7</b> 	<b>A9</b> 
<b>Bb</b> 	<b>Bb7</b> 	<b>Bbm</b> 	<b>Bbm7</b> 	<b>Bbdim</b> 	<b>Bbaug</b> 	<b>Bb6</b> 	<b>Bbmaj7</b> 	<b>Bb9</b> 
<b>B</b> 	<b>B7</b> 	<b>Bm</b> 	<b>Bm7</b> 	<b>Bdim</b> 	<b>Baug</b> 	<b>B6</b> 	<b>Bmaj7</b> 	<b>B9</b> 